




**HIMOINSA®**  
THE ENERGY

MODEL  
**HRMW-665 T5**

HR RANGE  
Soundproofed rental  
Powered by MTU



- J1R
- WATER-COOLED
- THREE PHASE
- 50 HZ
- NON REQUIRED 97/68
- DIESEL

## Generating Rates



SERVICE		PRP	STANDBY
Power	kVA	663	728
Power	kW	530	583
Rated Speed	r.p.m.	1.500	
Standard Voltage	V	400/230	
Available Voltages	V	230 - 230/132	
Rated at power factor	Cos Phi	0,8	

01

**HIMOINSA Company with quality certification ISO 9001**

**HIMOINSA gensets are compliant with EC mark which includes the following directives:**

- 2006/42/CE Machinery safety.
- 2006/95/EC Low voltage.
- 2004/108/CE Electromagnetic compatibility.
- 2000/14/EC Sound Power level. Noise emissions outdoor equipment. (amended by 2005/88/EC)
- 97/68/EC Emissions of gaseous and particulate pollutants. (amended by 2002/88/EC & 2004/26/EC)
- EN 12100, EN 13857, EN 60204

Ambient conditions of reference according to ISO 8528-1:2005 normative: 1000 mbar, 25°C, 30% relative humidity.

**Prime Power (PRP):**

According to ISO 8528-1:2005, Prime power is the maximum power which a generating set is capable of delivering continuously whilst supplying a variable electrical load when operated for an unlimited number of hours per year under the agreed operating conditions with the maintenance intervals and procedures being carried out as prescribed by the manufacturer. The permissible average power output (Ppp) over 24 h of operation shall not exceed 70 % of the PRP.

**Emergency Standby Power (ESP):**

According to ISO 8528-1:2005, Emergency standby power is the maximum power available during a variable electrical power sequence, under the stated operating conditions, for which a generating set is capable of delivering in the event of a utility power outage or under test conditions for up to 200 h of operation per year with the maintenance intervals and procedures being carried out as prescribed by the manufacturers. The permissible average power output over 24 h of operation shall not exceed 70 % of the ESP

**HIMOINSA HEADQUARTERS:**

Fábrica: Ctra. Murcia - San Javier, Km. 23,6 | 30730 SAN JAVIER (Murcia) Spain  
Tel.+34 968 19 11 28 Fax +34 968 19 12 17 Fax +34 968 19 04 20 info@himoinsa.com www.himoinsa.com

**Manufacture facilities:**

SPAIN • FRANCE • INDIA • CHINA • USA • BRASIL

**Subsidiaries:**

ITALY | PORTUGAL | POLAND | GERMANY | SINGAPORE | UAE | MEXICO | PANAMÁ | ARGENTINA | UK



Ctra. Murcia - San Javier, km. 23,6 | 30730 San Javier (Murcia) SPAIN | Tel.: +34 902 19 11 28 / +34 968 19 11 28  
Fax: +34 968 19 12 17 | Export Fax +34 968 19 04 20 | E-mail:info@himoinsa.com | www.himoinsa.com





## Engine Specifications 1.500 r.p.m.

ENGINE		PRP	STANDBY
Rated Output	kW	558	616
Manufacturer		MTU	
Model		12V1600G20F	
Engine Type		Diesel 4 strokes-cycle	
Injection Type		Direct	
Aspiration Type		Turbocharged and aftercooled	
Ciyinders Arrangement		12V	
Bore and Stroke	mm	122 x 150	
Displacement	L	21	
Cooling System		coolant	
Lube Oil Specifications		S10 W40	
Compression Ratio		17,5	
Fuel Consumption StandBy	l/h	141,54	
Fuel Consumption 100% PRP	l/h	128,6	
Fuel Consumption 75 % PRP	l/h	98,96	
Fuel Consumption 50 % PRP	l/h	68,99	
Fuel Consumption 25 % PRP	l/h	37,34	
Lube Oil Consumption Full Load		0,5 % of fuel consumption	
Total oil capacity including tubes, filters	L	72,5	
Total Coolant Capacity	L	99	
Governor	Type	Electrical	
Air Filter	Type	Dry	
Inner diameter exhaust pipe	mm	106	

## Generator

Generator		
Poles	Num	4
Winding Conections (standard)		Star-serie
Frame Mounting		S-1 14"
Insulation	Class	H class
Enclosure (according IEC-34-5)		IP23
Exciter System		self-excited, brushless
Voltage Regulator		A.V.R. (Electronic)
Bearing		Single bearing
Coupling		Flexible disc
Coating type		Standard (Vacuum impregnation)



## Application Data

Exhaust System		
Maximum exhaust temperature	°C	485
Exhaust Gas Flow	m <sup>3</sup> /min	120
Maximum allowed back pressure	mbar	150
Exhaust Flange Size (external diameter)	mm	200


Air Inlet System		
Intake Air Flow	m <sup>3</sup> /h	2700
Cooling Air Flow	m <sup>3</sup> /s	11,2
Alternator fan air flow	m <sup>3</sup> /s	1,035

Starting System		
Starting Motor	kW	8
Starting Motor	CV	10,88
Recommended Battery Capacity	Ah	75 x 2
Auxiliary Voltage	Vcc	24
Current of starter (Rush)	A	800
Current of starter (Cranking)	A	250

Fuel System		
Fuel Oil Specifications		Diesel
Fuel Tank	L	2.380



Dimensions



J1R Weight and Dimensions			
(L) Length		mm	5.000
(H) Height		mm	2.714
(W) Width		mm	2.104
	Maximum shipping volume (standard supplier)	m3	28,55
(*) Wet weight		Kg	7.590
	Fuel tank capacity	L	2.380,0
	Autonomy	Hours	24
	Sound pressure level	dB(A)@7m	81 ± 2,3

(\*) (with standard accessories)

STANDARD VERSION (Steel tank)

Himoinsa has the right to modify any characteristic without prior notice.  
Weights and dimensions based on standard products. Illustrations may include optional equipment.  
Technical data described here correspond with the available information at the moment of printing.  
Industrial design under patent.

Local Distributor



### Controllers Features

	CEM 7	CEC 7	CEA 7	CEM7 + CEC7
<b>GENERATOR READINGS</b>				
Voltage among phases	.	.	.	.
Voltage among phases and neutral	.	.	.	.
Amperage	.	.	.	.
Frequency	.	.	.	.
Apparent power (kVA)	.	.	.	.
Active power (kW)	.	.	.	.
Reactive power (kVAr)	.	.	.	.
Power factor	.	.	.	.
<b>MAINS READINGS</b>				
Voltage among phases	x	.	.	.
Voltage among phase and neutral	x	.	.	.
Amperage	x	.	.	.
Frequency	x	.	.	.
Apparent power	x	X	.	.
Active power	x	X	.	.
Reactive power	x	X	.	.
Power factor	x	X	.	.
<b>ENGINE READINGS</b>				
Coolant temperature	.	X	.	.
Oil pressure	.	X	.	.
Fuel level (%)	.	X	.	.
Battery voltage	.	X	.	.
R.P.M.	.	X	.	.
Battery charge alternator voltage	.	X	.	.
<b>ENGINE PROTECTIONS</b>				
High water temperature	.	X	.	.
High coolant temperature by sensor	.	X	.	.
Low engine temperature by sensor	.	X	.	.
Low oil pressure	.	X	.	.
Low oil pressure by sensor	.	X	.	.
Low coolant level	.	X	.	.
Unexpected shutdown	.	X	.	.
Fuel storage	.	X	.	.
Fuel storage by sensor	.	X	.	.
Stop failure	.	X	.	.
Battery voltage failure	.	X	.	.
Battery charge alternator failure	.	X	.	.
Overspeed	.	X	.	.
Underspeed	.	X	.	.
Start failure	.	X	.	.
Emergency Stop	.	.	.	.
<b>ALTERNATOR PROTECTIONS</b>				
High frequency	.	.	.	.
Low frequency	.	.	.	.
High voltage	.	.	.	.
Low voltage	.	.	.	.
Short-circuit	.	X	.	.
Asymmetry among phases	.	.	.	.
Incorrect phase sequence	.	.	.	.
Inverse power	.	X	.	.
Overload	.	X	.	.
Genset signal droop	.	.	.	.

- Standard
- x Not included
- Optional

NOTE: All protections are programmable to make "warning" or "stop with cooling time" or "without"



## Controllers Features

	CEM 7	CEC 7	CEA 7	CEM7 + CEC7
<b>COUNTERS</b>				
Total hour counter	•	•	•	•
Partial hour counter	•	•	•	•
Kilowattimeter	•	•	•	•
Starts valid counters	•	•	•	•
Starts failure counters	•	•	•	•
Maintenance	•	•	•	•
<b>COMMUNICATIONS</b>				
RS232	•	•	•	•
RS485	•	•	•	•
Modbus IP	•	•	•	•
Modbus	•	•	•	•
CCLAN	•	X	•	•
Software for PC	•	•	•	•
Analogic modem	•	•	•	•
GSM/GPRS modem	•	•	•	•
Remote screen	•	X	•	•
Telesignal	•(8+4)		•(8+4)	•(8+4)
J1939	•	X	•	•
<b>FEATURES</b>				
Alarms history	(10) / (+100)	-10	(10) / (+100)	(10) / (+100)
External start	•	•	•	•
Start inhibition	•	•	•	•
Mains failure start	•(CEC7)	•	•	•
Start under normative EJP	•	X	•	•
Genset contactor activation	•	X	X	•
Main & Genset contactor activation	X	•	•	•
Fuel transfer control	•	X	•	•
Engine temperature control	•	X	•	•
Manual override	•	X	•	•
Programmable alarms	•	X	•	•
Genset start function in test mode	•	X	•	•
Programmable outputs	•	X	•	•
Multilingual	•	•	•	•
<b>SPECIAL FUNCTIONS</b>				
Positioning GPS	•		•	•
Synchronization with mains	•		•	•
Mains Synchronism	•		•	•
Second Zero suppression	•		•	•
RAM 7	•		•	•
Remote screen	•		•	•
Timer	•		•	•

- Standard
- x Not included
- Optional

CEC7: available when the controller CEC7 is incorporated to the installation  
 MPS 5.0: available application when the module MPS 5. has been incorporated to the panel.  
 Note: AS5 + CC2 configuration, will have all CEM7 functionality plus CEC7 mains readings.



## Generating Sets Standard and Optional Features

### Engine

- Diesel engine
- 4 strokes-cycle
- 24V Electrical system
- Radiator with blowing fan
- Water separator decanting filter (visible level)
- Electronic governor
- Sender WT
- Senders OP
- Radiator coolant level sender
- Dry air cleaner
- Hot parts protection
- Moving parts protection

### Alternator

- Self-excited and Self-regulated
- IP23 protection degree
- Insulation H class

### Electrical system

- M5 control panel with digital CEM7 controller and switched emergency stop
- Power panel with bus bars from breaker
- Safety relay in output terminal (thermomagnetical trip and alarm in controller)
- Battery isolator
- Earth leakage protection adjustable (time & sensibility) standard in M5 and AS5 configuration with MCCB
- MCCB 4P
- Battery charger alternator with ground connection
- Starting battery/ies installed and connected to the engine (supports included)
- Ground connection electrical installation with connection ready for ground pike (not supplied)

### Soundproofed version

- Steel made chassis
- Oil sump extraction kit
- External filling of the fuel tank with safety key
- EMERGENCY STOP BUTTON (double protection for emergency stop Interior in panel + Exterior in canopy)
- Mechanized for power cable output
- Door with window to visualize control panel, alarms and measurements
- Handhole to fill the radiator
- Pre-installation or niche to house the quick connection hydraulic fittings for fuel transfer
- Pressure locks
- Anti-leakage chassis, predisposed to retain liquids (retention tray)
- High capacity fuel tank, with contention base and easy external filling
- Handhole for fuel tank cleaning and drainage
- Handhole for chassis cleaning
- Oversized chassis for canopy protection
- Pulling skid and pockets for transportation with forklift
- Tilting cap in the exhaust
- Antivibration shock absorber
- Chassis with integrated fuel tank
- Fuel level sender



**HIMOINSA®**  
THE ENERGY

MODEL  
**HRMW-665 T5**  
HR RANGE  
Soundproofed rental  
Powered by MTU

## Generating Sets Standard and Optional Features

### Soundproofed version

- Sound attenuated canopy made of high quality steel metal.
  - High mechanical strenght
  - Low noise level
  - Attenuation through high density rock wool material
  - Epoxy Powder coating
  - Easy acces for service mainteance
  - Reinforced lifting eye to lift by crane
  - Steel made residential silencer -35db(A) attenuation.
- Optional :
- 3 way valve fuel filling (available in 1/2" and 3/8" fittings)
  - Fuel transfer pump





**HIMOINSA®**  
THE ENERGY

MODEL  
**HRMW-665 T5**  
HR RANGE  
Soundproofed rental  
Powered by MTU

## PDF Summary

Created : 14/10/2015 08:22

Author : Himoinsa

Number of pages : 9

Report Type: Data Sheet - Hr range

Generated by: HIMOINSA Engineering Dept.

Page 1. Genset data

Page 2. Engine Specifications. Generator Specifications.

Page 3. Installation Data

Page 4. Dimensions

Page 5. Controller features (I)

Page 6. Controller features (II)

Page 7. Generator Features & Options


Page 8. Generator Features & Options

Page 9. PDF Summary (ID454E36353631313131)

[http://www.himoinsa.com/generating-sets/656\\_22/diesel-generator-hrmw-665\\_t5-mtu-50hz-hr-range-prp\\_662,6kva.aspx](http://www.himoinsa.com/generating-sets/656_22/diesel-generator-hrmw-665_t5-mtu-50hz-hr-range-prp_662,6kva.aspx)



09



Ctra. Murcia - San Javier, km. 23,6 | 30730 San Javier (Murcia) SPAIN | Tel.: +34 902 19 11 28 / +34 968 19 11 28  
Fax: +34 968 19 12 17 | Export Fax +34 968 19 04 20 | E-mail: info@himoinsa.com | www.himoinsa.com

